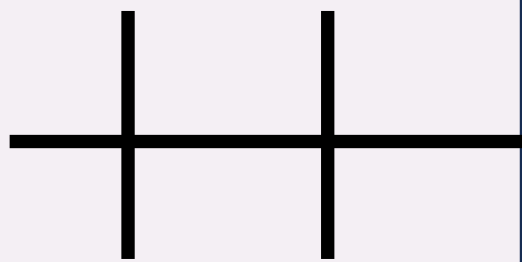


# MAUI

# SONG BOOK



# MIXED 3

Madison Area Ukulele Initiative  
[www.MAUImadison.com](http://www.MAUImadison.com)



# Songbook 3 Mixed Level

Version: Feb 28, 2024  
[www.MAUImadison.com](http://www.MAUImadison.com)  
Madison, Wisconsin, USA

Existing songs are revised, and new songs are added, frequently.  
To avoid confusion, we recommend downloading the latest version often  
and viewing electronically rather than printing.

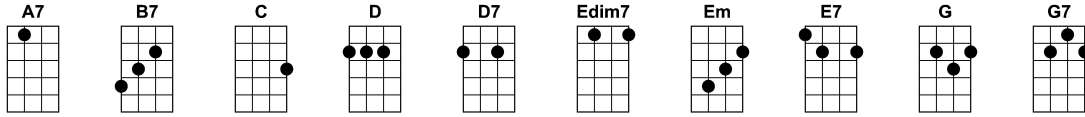
This book is available free for personal and educational purposes.  
It may not be sold or used commercially.  
Musical arrangements and notation are our own,  
not those of any specific artist.

# Table of Contents

- American Tune
- Best Things In Life Are Free, The
- California Stars
- Glorious
- Hope You're Doin' OK
- I Wish For You
- Love And Happiness
- Mary Did You Know
- Place In The Sun, A
- Play A Simple Melody
- Put A Little Love In Your Heart
- Raindrops Keep Fallin' On My Head
- Season, The
- Sweet Sweet Smile
- Swimming To The Other Side
- Time Love Mashup
- Try A Little Kindness
- Used To Be Young
- Won't You Be My Neighbor
- You're My Best Friend
- Your Song

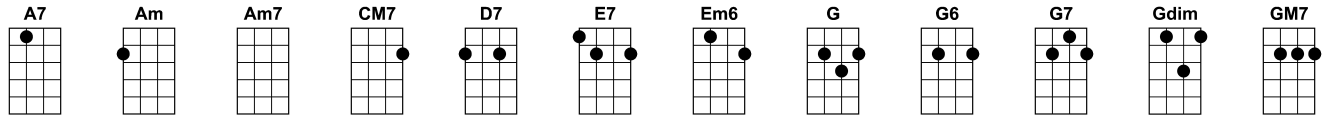
# American Tune

Simon, Bach, 2-Beats, Straight, 1/1/24



01 [G][ ]...Many's the  
 02  
 03 [C] time I've [G] been mis- [D] ta- [B7] ken and  
 04 [Em] many [B7] times con- [Em] fused [G]...Yes and I've  
 05 [C] often [G] felt for- [D] sa- [B7] ken and  
 06 [Em] certain- [B7] ly mis- [Em] used [G7]...Oh but I'm  
 07 [C] al- [D] right I'm [C] al- [G] right I'm just  
 08 [C] weary [D7] to my [Em] bones [E7][A7]...Still you  
 09 [D7] don't expect to be [G] bright and [A7] bon vi- [D] vant so  
 10 [C] far a- [D] way from [B7] home [Em]..so [G] far a- [D] way from  
 11 [G] home [ ] [ ] [ ]...And I don't know a  
 12  
 13 [C] soul who's [G] not been [D] ba- [B7] ttered I don't have a  
 14 [Em] friend who [B7] feels at [Em] ease [G]...I don't know a  
 15 [C] dream that's [G] not been [D] sha- [B7] ttered Or  
 16 [Em] driven [B7] to its [Em] knees [G7]...But it's  
 17 [C] al- [D] right It's [C] al- [G] right For we  
 18 [C] lived so [D7] well so [Em] long [E7][A7]...Still  
 19 [D7] when I think of the [G] road we're [A7] traveling [D] on I  
 20 [C] wonder [D] what's gone [B7] wrong [Em]...I can't help it I [G] wonder [D]...what's gone  
 21 [G] wrong [ ] [ ] [ ]...And I dreamed I was  
 22  
 23 [ ] dying [ ] [ ]...I [ ] dreamed that my  
 24 [D] soul rose [ ]...unex- [Em] pectedly [Edim7]...and looking back  
 25 [D] down at me [C]...smiled rea- [G] ssuringly [D]...And I dreamed I was  
 26 [G] flying [ ] [ ]...and [ ] high up a-  
 27 [D] bove my [ ] eyes could [Em] clearly see [Edim7]...The Statue of  
 28 [D] Liberty [C]...sailing a- [G] way to sea [D]...And I dreamed I was  
 29 [G] flying [ ] [ ] [ ]...Oh we come on a  
 30  
 31 [C] ship they [G] call May- [D] flower [B7]...We come on the  
 32 [Em] ship that [B7] sailed the [Em] moon [G]...We come in the  
 33 [C] age's [G] most un- [D] certain [B7] hours and  
 34 [Em] sing an [B7] American tu- [Em] une [G7] Oh but it's  
 35 [C] al- [D] right It's [C] al- [G] right You can't  
 36 [C] be for- [D7] ever [Em] blessed [E7][A7]...Stil  
 37 [D7] tomorrow's going to be a- [G] nother [A7] working [D] day and I'm  
 38 [C] trying to [D] get some [B7] rest [Em] ...That's all I'm [G] trying [D]...to get some  
 39 [G] rest [C][D7] [G]<sup>ss</sup>  
 40  
 41  
 42

# Best Things In Life Are Free DeSylva, Brown, 4-Beat Chords, MAUImadison.com 10/16/23



01  
02  
03  
04  
05  
06  
07  
08  
09  
10  
11  
12  
13  
14  
15  
16  
17  
18  
19  
20  
21  
22  
23  
24  
25  
26  
27  
28  
29  
30  
31  
32  
33  
34  
35  
36  
37  
38  
39  
40  
41  
42

[G][ ]...The

[ ] moon be- [ ] longs to [GM7] everyone [ ]...The

[G6] best things in [E7] life are [Am7] free [D7]...The

[Am] stars be- [ ] long to [Am7] everyone [Am]...They

[D7] gleam there for [ ] you and [G] me [ ]...The

[G7] flowers in [ ] spring The [Am] robins that [CM7] sing The

[A7] sunbeams that [Em6] shine They're [Am7] yours They're [D7] mine...And

[G] love can [GM7] come to [E7] everyone [ ]...The

[Am] best things in [D7] life are [G] free [D7]

*Next 4 lines, instrumental break, whistle, hum, or repeat verse lyrics*

[G][ ][GM7][ ]

[G6][E7][Am7][D7]

[Am][ ][Am7][ ]

[D7][ ][G][ ]...The

[G7] flowers in [ ] spring The [Am] robins that [CM7] sing The

[A7] sunbeams that [Em6] shine They're [Am7] yours They're [D7] mine...And

[G] love can [GM7] come to [E7] everyone [ ]...The

[Am] best things in [D7] life are [G7] free [E7]<sup>ss</sup>...The

[Am] best things in [D7] life are [G] free [Gdim] [G]<sup>ss</sup>

*See next page for instrumental break tablature notation*

# Instrumental Break, Best Things In Life Are Free

Music by DeSylva, Brown, Henderson

Ukulele Arrangement by Andrew Wilke, MAUImadison.com, Oct 16, 2023

Low-G Tuning

A  
E  
C  
G

Musical notation for measures 1-4. Treble clef, key signature of one sharp (F#), 4/4 time signature. Measure numbers 1, 2, 3, and 4 are indicated above the staff. The tablature below shows fingerings: 2, 0 (0) 4, 2 (2) 3, 2 3 2, (2) (2) 0.

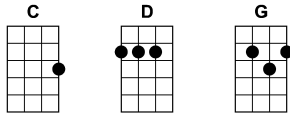
Musical notation for measures 5-8. Measure numbers 5, 6, 7, and 8 are indicated above the staff. The tablature below shows fingerings: 2 0 0, 2 (2) 1, 0, (0) (0) 0.

Musical notation for measures 9-12. Measure numbers 9, 10, 11, and 12 are indicated above the staff. The tablature below shows fingerings: 2 (2) 0, 0 (0) 0, 3 0 3, (3) (3) 2.

Musical notation for measures 13-16. Measure numbers 13, 14, 15, and 16 are indicated above the staff. The tablature below shows fingerings: 0 2 2, 0 (0) 3, 2, (2).

# California Stars

Guthrie, Bennett, Tweedy, 4-Beat Brackets, MAUImadison.com, 2/9/23



01  
02  
03  
04  
05  
06  
07  
08  
09  
10  
11  
12  
13  
14  
15  
16  
17  
18  
19  
20  
21  
22  
23  
24  
25  
26  
27  
28  
29  
30  
31  
32  
33  
34  
35  
36  
37  
38  
39  
40  
41  
42

**[G][ ] [D][ ] [C][ ] [G][ ]**...I'd like to

**[G]** rest...my heavy [ ] head tonight on a  
**[D]** bed...of Cali- [ ] fornia stars I'd like to  
**[C]** lay my...weary [ ] bones tonight on a  
**[G]** bed...of Cali- [ ] fornia stars I'd love to

[ ] feel...your hand [ ] touching mine and tell me  
**[D]** why...I must keep [ ] working on Yes I'd  
**[C]** give my life just to [ ] lay my head tonight on a  
**[G]** bed...of Cali- [ ] fornia stars

**[G]** O-o- [ ] o-o- **[D]** o-o [ ]...O-o- **[C]** o-o [ ]...A-a- **[G]** a-a Cali- [ ] fornia stars I'd like to

[ ] dream...my troubles [ ] all away on a  
**[D]** bed...of Cali- [ ] fornia stars  
**[C]** Jump up from my star-bed and [ ] make another da-ay under-  
**[G]** neath my...Cali- [ ] fornia stars They hang like

[ ]...grapes...on [ ] vines that shine and warm the  
**[D]** lovers glass...like a [ ] friendly wine So I'd  
**[C]** give this world...just to [ ] dream a dream with you on our  
**[G]** bed...of Cali- [ ] fornia stars

***Repeat all of above including line 01***

**[G][ ] [D][ ] [C][ ] [G][ ]**  
**[G]** O-o- [ ] o-o- **[D]** o-o [ ]...O-o- **[C]** o-o [ ]...A-a- **[G]** a-a Cali- [ ] fornia stars  
**[G]** O-o- [ ] o-o- **[D]** o-o [ ]...O-o- **[C]** o-o [ ]...A-a- **[G]** a-a Cali- [ ] fornia stars

*See next page for intro/outro chord variations and timing*

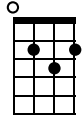
# CALIFORNIA STARS

Strummed Intro/Outro Chord Variations & Timing

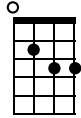
[G][ ] [D][ ] [C][ ] [G][ ]

MAUImadison.com 02.11.23

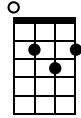
G



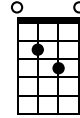
Gsus4



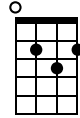
G



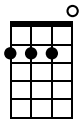
Gsus2



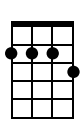
G



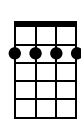
D



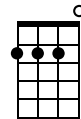
D7




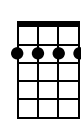
D6



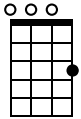
D



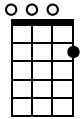
D6




C



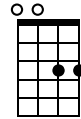
CM7





C6



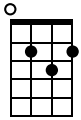
C5



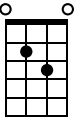
C6



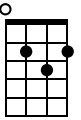
G



Gsus2



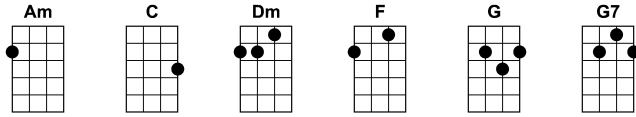
G





# Glorious

Mabey, 4-Beat Brackets, MAUImadison.com, 2/11/23

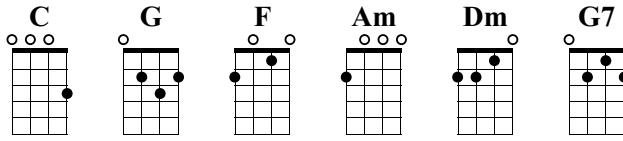


01 **[C][G][F][C]**  
02 [ ]...There are **[G]** times when **[F]**...you might feel **[C]** aimless  
03 **[Am]**...can't see the **[G]** places **[F]**...where you be- **[C]** long  
04 [ ]...But you will **[G]** find that **[F]**...there is a **[C]** purpose  
05 **[Am]**...It's been there with- **[G]** in you **[F]**...all a- **[C]** long  
06 **[Dm]**...And when you **[G]** near it **[Am]**...you can almost **[F]<sup>ss</sup>**...hear it  
07  
08 **[C]**...It's like a **[G]** symphony **[Am]**...Just keep **[F]** listening  
09 **[C]**...and pretty **[G]** soon you'll start **[Am]**...to figure **[F]** out your part  
10 **[C]**...Everyone **[G]** plays a piece **[Am]**...and there are **[F]** melodies  
11 **[Am]** i-i- **[G]** in each one of us **[F][G7]<sup>ds</sup>**...O-o-  
12 **[Am]** oh...It's **[G]** glori- **[C]** ous [ ]  
13  
14 [ ]...You will **[G]** know how **[F]**...to let it **[C]** ring out  
15 **[Am]**...as you dis- **[G]** cover **[F]**...who you **[C]** are  
16 [ ]...Others a- **[G]** round you **[F]**...will start to **[C]** wake up  
17 **[Am]**...To the **[G]** sounds that a-a- **[F]** are in their **[C]** hearts  
18 **[Dm]**...It's so a- **[G]** mazing **[Am]**...what we're all **[F]<sup>ss</sup>**...creating  
19  
20 **[C]**...It's like a **[G]** symphony **[Am]**...Just keep **[F]** listening  
21 **[C]**...and pretty **[G]** soon you'll start **[Am]**...to figure **[F]** out your part  
22 **[C]**...Everyone **[G]** plays a piece **[Am]**...and there are **[F]** melodies  
23 **[Am]** i-i- **[G]** in each one of us **[F][G7]<sup>ds</sup>**...O-o-  
24 **[Am]** oh...It's **[G]** glori- **[C]** ous [ ]  
25 **[Am]** M-m- **[G]** m each one of us **[F][G7]<sup>ds</sup>**...is glori- **[C]** ous [ ]<sup>2</sup> [ ]<sup>ss</sup>  
26  
27  
28  
29  
30  
31  
32  
33

See next pages for fingerpicking accompaniment

# Glorious

Music & Lyrics by Stephanie Mabey, Copyright 2014  
 Ukulele Arrangement by Andrew Wilke, Feb 11, 2023, MAUImadison.com



♩ = 120

Low-G Tuning    p = thumb (pulgar)    i = index finger (indice)    m = middle finger (medio)    > = accent

## INTRODUCTION

A  
E  
C  
G

INTRODUCTION

Chords: C, G, F, C

Tablature: 4/4 time signature. Rhythmic notation: > 0 0 0 3 0 0 0 | > 0 2 3 2 3 2 3 | > 0 1 0 0 1 0 1 | > 0 0 3 0 0 0

Fingerings: p p i m p i p i | m p i p m p i p i | p i p m p i p i

## VERSES

Chords: C, G, F, C

Tablature: > 0 0 0 3 0 0 0 | > 0 2 3 2 3 2 3 | > 0 1 0 0 1 0 1 | > 3 0 3 0 3

Chords: Am, G, F, C

Tablature: > 2 0 0 0 0 0 0 | > 0 2 3 2 3 2 3 | > 0 1 0 0 1 0 1 | > 0 0 3 0 0 0

Chords: C, G, F, C

Tablature: > 0 0 0 3 0 0 0 | > 0 2 3 2 3 2 3 | > 0 1 0 0 1 0 1 | > 0 3 0 3 0 3

Chords: Am, G, F, C

Tablature: > 2 0 0 0 0 0 0 | > 0 2 3 2 3 2 3 | > 0 1 0 0 1 0 1 | > 0 0 3 0 0 0

Chords: Dm, G, Am, F

Tablature: > 2 2 1 0 1 2 1 | > 0 2 3 2 3 2 3 | > 2 0 0 0 0 0 0 | > 0 0 2

Fingerings: p

CHORUSES -----

**C** **G** **Am** **C** **F**

**C** **G** **Am** **F**

**C** **G** **Am** **C** **F**

**Am** **G** **F** **G7**

**Am** **G** **C**

*p i p m i p i p i p i p i*

OUTRO -----

**Am** **G** **F** **G7**

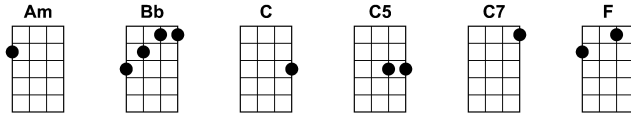
Ritardando

**C**

*p p i p p*

# Hope You're Doin' OK

Wells, 4-Beat Brackets, MAUImadison.com, July 24, 2023



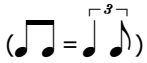
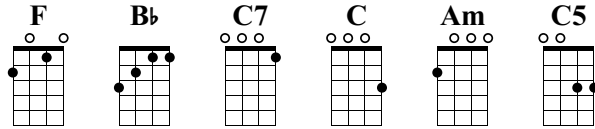
01 [F][Bb] [F][C7]  
02  
03 [F]...I hope you're doin' o- [ ] kay  
04 [Bb]...Hope you're doing all [ ] right  
05 [F]...Doin' what- [ ] ever you want to  
06 [C] do tonight [C]<sup>1</sup> [C7]<sup>1</sup> [Am]<sup>1</sup> [C5]<sup>1</sup>  
07 [F]...Doin' just [ ] fine  
08 [Bb]...all of the [ ] time  
09 [F]...I hope [C] you are doin' o-  
10 [F] kay [C7]  
11  
12 [F]...Takin' it [ ] easy  
13 [Bb]...Takin' it [ ] slow  
14 [F]...Takin' it [ ] with you wherever you  
15 [C] go [C]<sup>1</sup> [C7]<sup>1</sup> [Am]<sup>1</sup> [C5]<sup>1</sup>  
16 [F]...Hope you are [ ] happy  
17 [Bb]...Hope you are [ ] well  
18 [F]...Hope you are [C] pleased with what time will  
19 [F] tell [C]  
20  
21 [F][ ] [Bb][ ] [F][C] [F][C]<sup>1</sup> [C7]<sup>1</sup> [Am]<sup>1</sup> [C5]<sup>1</sup>  
22  
23 [F]...I hope you're doin' o- [ ] kay  
24 [Bb]...Hope you're doing all [ ] right  
25 [F]...Doin' what- [ ] ever you want to  
26 [C] do tonight [C]<sup>1</sup> [C7]<sup>1</sup> [Am]<sup>1</sup> [C5]<sup>1</sup>  
27 [F]...Doin' just [ ] fine  
28 [Bb]...all of the [ ] time  
29 [F]...I hope [C] you are doin' o-  
30 [F] kay [C7]  
31  
32 [F]...I hope you have [ ] joy  
33 [Bb]...Hope you're world is [ ] kind  
34 [F]...Hope you are [ ] lookin' for whatever you  
35 [C] find [C]<sup>1</sup> [C7]<sup>1</sup> [Am]<sup>1</sup> [C5]<sup>1</sup>  
36 [F]...Dreaming of [ ] times  
37 [Bb]...when dreams are a- [ ] ligned  
38 [F]...I hope [C] you are doin' o-  
39 [F] kay [C]<sup>1</sup> [C7]<sup>1</sup> [Am]<sup>1</sup> [C5]<sup>1</sup>  
40 [F]...I hope [C] you are doin' o-  
41 [F]<sup>2</sup> kay [Bb]<sup>2</sup> [F]<sup>1</sup> [C7]<sup>1</sup> [F]<sup>SS</sup>  
42

See next pages for tablature fingerpicking accompaniment and instrumental break.

Above MAUI chord chart available at no cost for personal, non-commercial, and educational use only.

# Hope You're Doin' OK, Ukulele Accompaniment

Song composed by: Kent Wells Accompaniment arranged by: Andrew Wilke MAUImadison.com 7.24.23



INTRO

> means accented note ( ) means de-emphasized note

INTRO

4/4

1 F 2 Bb 3 F 4 C7

Ukulele tablature for measures 1-4:

```

1: 1 (0) 1 1
2: 2 0 2 0 1
3: 3 2 3 2 1
4: 2 1 (0) 1 0 1
5: 0 0 0 1 0 0 0
6: (0) 0 0 0
    
```

VERSES / CHORUSES

4 F 5 Bb 6 Bb 7 Bb

Ukulele tablature for measures 4-7:

```

8: 1 (0) 1 1
9: 2 0 2 0 1
10: 2 0 0 2 0 1 0
11: 3 2 3 2 1
12: 3 2 0 2 1 1
    
```

8 F 9 F 10 C 11 C C7 Am C5

Ukulele tablature for measures 8-11:

```

13: 1 (0) 1 1
14: 2 0 2 0 1
15: 0 0 0 3 0 0 0
16: 0 0 3 0 2 0 0
    
```

12 F 13 Bb 14 Bb 15 Bb

Ukulele tablature for measures 12-15:

```

17: 1 (0) 1 1
18: 2 0 2 0 1
19: 3 2 3 2 1
20: 3 2 0 2 1 1
    
```

16 F 17 C 18 F 19 C7

Ukulele tablature for measures 16-19:

```

21: 1 (0) 1 1
22: 0 0 3 0 0 0
23: 2 1 (0) 1 0 1
24: 0 0 0 1 0 0 0
    
```

INSTRUMENTAL BREAK

20 **F** **Bb** 21 22 23

24 **F** **C** **F** **C C7 Am C5** **F** 25 26 27 28

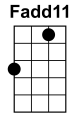
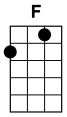
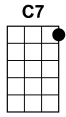
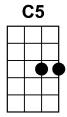
OUTRO

29 **F** **C** **F** **C C7 Am C5** 30 31 32

33 **F** **C7** **F** **Bb** **F C7 F** 34 35 36 37

# I Wish For You

Don Worel, 4-Beat Brackets, MAUImadison.com, 10/13/23



01 **Riff [F][C5] [F][ ]**  
02 [ ]...I wish my days were [Fadd11] filled with singing  
03 [F]...flower smelling [Fadd11] church-bell ringing  
04 [F]...I wish that every [Fadd11] gray sky could be  
05 [C5] blu- [C7] ue  
06 [F]...I wish the world were [Fadd11] filled with laughter  
07 [F]...people happy [Fadd11] ever-after  
08 [F]...Most of all [C5]...I wish for [F] you [ ]

09  
10 [C5]...What were the [ ] chances of  
11 [F] winning [ ]  
12 [C5]...a love so [ ]...tender and  
13 [F] true [ ]  
14 [C5]...I loved you [ ]...from the be-  
15 [F] ginning [ ]...and with  
16 [ ] all my heart [C5]...I wish for [F] you [ ]

## **Chorus, including line 01**

17  
18  
19  
20 [C5]...The clear light of [ ] morning comes  
21 [F] streaming [ ]...The  
22 [C5] sky seems re- [ ] markably  
23 [F] blue [ ]  
24 [C5]...I know I [ ] may still be  
25 [F] dreaming [ ]...But  
26 [ ] still I [C5]...I wish for [F] you [ ]

## **Chorus, including line 01**

27  
28  
29  
30 **Riff [F][C5] [F]<sup>SS</sup>**

31  
32  
33 *See next page below for Riff tablature notation*

34  
35  
36  
37  
38  
39  
40  
41  
42

# Riff, I Wish For You

Riff Arranged By Andrew Wilke, MAUImadison.com, 10.13.23  
Music and Lyrics for "I Wish For You" by Don Worel

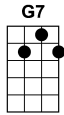
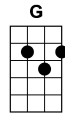
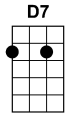
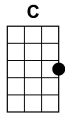
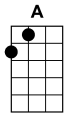
A  
E  
C  
G

The image shows a musical score for a guitar riff. It consists of two staves: a treble clef staff with a key signature of one flat and a 4/4 time signature, and a guitar tablature staff below it. The tablature staff is labeled with fret numbers 1, 3, 0, 0, 0, 0, 3, 1, 3, 3, 3, 3, 1, 0, 1, and (1). The tablature indicates a capo at the first fret. The riff is divided into five measures. The first measure has two quarter notes on the first and third strings. The second measure has a quarter note on the first string, followed by eighth notes on the first, second, and third strings, and a quarter note on the first string. The third measure has eighth notes on the first, second, and third strings, followed by a quarter note on the first string. The fourth measure has a half note on the first string. The fifth measure has a half note on the first string.



# Love And Happiness

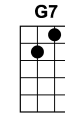
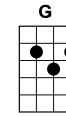
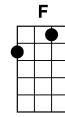
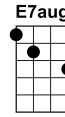
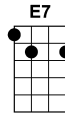
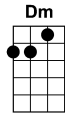
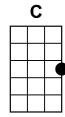
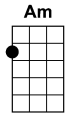
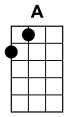
Harris, Rhodes, MAUImadison.com, Version Dec 19, 2022



01 [G][ ]...Here's a  
02 [ ] wishing well [ ]...Here's a [C] penny for [ ]...any  
03 [D7] thought it is [ ]...that makes you [G] smile [ ]...Every  
04 [ ] diamond dream [ ]...every- [C] thing that brings [ ]...love and  
05 [D7] happiness [ ]...to your [G] life [ ]...Here's an  
06  
07 [ ] amulet [ ]...Take it [C] when you go [ ]...so you'll  
08 [D7] always know [ ]...you're safe from [G] harm [ ]...Wear your  
09 [ ] ruby shoes [ ]...when you're [C] far away [ ]...so you'll  
10 [D7] always stay [ ]...home in your [G] heart [G7]...You will always have a  
11  
12 [C] lucky star [ ]...that shines because of [G] who you are [ ]...Even in the  
13 [A] deepest dark [ ]...because your [D7] aim is true [ ]...And if I could only  
14 [C] have one wish [ ]...darlin' then it [G] would be this [ ]...love and  
15 [D7] happiness [ ]...for [G] you [ ]  
16  
17 [C][ ][G][ ]  
18 [D7][ ][G][ ]...Here's a  
19  
20 [ ] spinning wheel [ ]...Use it [C] once you've learned [ ] there's a  
21 [D7] way to turn [ ]...the straw to [G] gold [ ]...Here's a  
22 [ ] rosary [ ]...Count on every [C] bead [ ]...with a  
23 [D7] prayer to keep [ ]...the hope you [G] hold [G7]...You will always have a  
24  
25 [C] lucky star [ ]...that shines because of [G] who you are [ ]...Even in the  
26 [A] deepest dark [ ]...because your [D7] aim is true [ ]...And if I could only  
27 [C] have one wish [ ]...darlin' then it [G] would be this [ ]...love and  
28 [D7] happiness [ ]...for [G] you [G7]...And if I could only  
29 [C] have one wish [ ]...darlin' then it [G] would be this [ ]...love and  
30 [D7] happiness [ ]<sup>ss</sup>...for [G] you [ ]<sup>ss</sup>  
31  
32  
33  
34  
35  
36  
37  
38  
39  
40  
41  
42

# Mary Did You Know

Lowry, Greene, 4-Beat, 90 bpm, Straight, 12/2/23



01 [Am][G][F][E7] [Am][G][F][E7]...Mary did you

02  
03 [Am] know that your [G] baby boy would [F] one day walk on [E7] water Mary did you  
04 [Am] know that your [G] baby boy would [F] save our sons and [E7] daughters Did you  
05 [F] know that your [G] baby boy has [C] come to make you [Am] new The  
06 [Dm] child that you de- [Dm7] livered will [E7] soon deliver [ ] you Mary did you

07  
08 [Am] know that your [G] baby boy will [F] give sight to a [E7] blind man Mary did you  
09 [Am] know that your [G] baby boy will [F] calm the storm with [E7] his hand Did you  
10 [F] know that your [G] baby boy has [C] walked where angels [Am] trod When you  
11 [Dm] kiss your little [Dm7] baby you've [E7] kissed the face of [ ] God Mary did you

12  
13 [Am] know [G] [F][E7]...Mary did you

14 [Am] know [G] [F][E7]...The

15  
16 [F] blind will see The [G] deaf will hear The [Am] dead will live a- [ ] gain...The  
17 [Dm] lame will leap The [E7] dumb will speak The [Am] praises of the [E7]<sup>2</sup> La-  
18 [E7aug]<sup>2</sup> amb [E7]<sup>ss</sup>...Mary did you

19  
20 [Am] know that your [G] baby boy is [F] Lord of all cre- [E7] ation Mary did you

21 [Am] know that your [G] baby boy would [F] one day rule the [E7] nations Did you

22 [F] know that your [G] baby boy is [C] heaven's perfect [Am] Lamb The

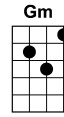
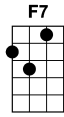
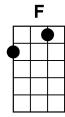
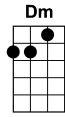
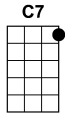
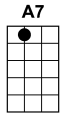
23 [Dm] sleeping child you're [Dm7] holding is the [E7] great [E7aug] I

24 [Am] a- [Dm] a- [A]<sup>ss</sup> am

25  
26  
27  
28  
29  
30  
31  
32  
33  
34  
35  
36  
37  
38  
39  
40  
41  
42

# Place In The Sun

Miller, Wells, 4-Beat Brackets, MAUImadison.com, 4/19/23



01  
02  
03  
04  
05  
06  
07  
08  
09  
10  
11  
12  
13  
14  
15  
16  
17  
18  
19  
20  
21  
22  
23  
24  
25  
26  
27  
28  
29  
30  
31  
32  
33  
34  
35  
36  
37  
38  
39  
40  
41  
42

[Gm][C7][F][ ]...Like a

[Gm] long lonely [C7] stream...I keep [F]<sup>2</sup> runnin' [A7]<sup>2</sup> towards a [Dm] dream Movin'

[Gm] on [C7]...Movin' [F] on [ ]...Like a

[Gm] branch on a [C7] tree...I keep [F]<sup>2</sup> reachin' [A7]<sup>2</sup> to be [Dm] free Movin'

[Gm] on [C7]...Movin' [F] on [ ]...There's a

[Gm] place in the [C7] sun...where there's [F]<sup>2</sup> hope for [A7]<sup>2</sup> ev'ry- [Dm] one where my

[Gm] poor restless [C7] heart's gotta [F] run [F7]...There's a

[Gm] place in the [C7] sun...and be- [F]<sup>2</sup> fore my [A7]<sup>2</sup> life is [Dm] done...gotta

[Gm] find me a [C7] place in the [F] sun [ ]...Like an

[Gm] old dusty [C7] road...I get [F]<sup>2</sup> weary [A7]<sup>2</sup> from the [Dm] load Movin'

[Gm] on [C7]...Movin' [F] on [ ]...Like this

[Gm] tired troubled [C7] earth...I've been [F]<sup>2</sup> rollin' [A7]<sup>2</sup> since my [Dm] birth Movin'

[Gm] on [C7]...Movin' [F] on [ ]...There's a

[Gm] place in the [C7] sun...where there's [F]<sup>2</sup> hope for [A7]<sup>2</sup> ev'ry- [Dm] one where my

[Gm] poor restless [C7] heart's gotta [F] run...I [F7] know there's a

[Gm] place in the [C7] sun...and be- [F]<sup>2</sup> fore my [A7]<sup>2</sup> life is [Dm] done...gotta

[Gm] find me a [C7] place in the [F] sun [ ]...*Spoken* You know when

[Gm] times are bad and you're [C7] feeling sad we want you to

[F] always remember [ ]...*Resume singing* There's a

[Gm] place in the [C7] sun...where there's [F]<sup>2</sup> hope for [A7]<sup>2</sup> ev'ry- [Dm] one where my

[Gm] poor restless [C7] heart's gotta [F] run...I [F7] know there's a

[Gm] place in the [C7] sun...and be- [F]<sup>2</sup> fore my [A7]<sup>2</sup> life is [Dm] done...gotta

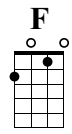
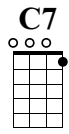
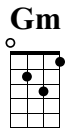
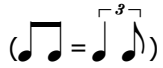
[Gm] find me a [C7] place in the [F] sun [ ]<sup>SS</sup>

*See next page for instrumental intro*

# Intro, Place in the Sun

Arranged By Andrew Wilke, MAUImadison.com, 4.19.23

♩ = 115

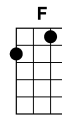
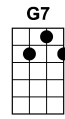
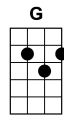
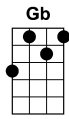
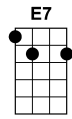
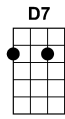
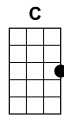
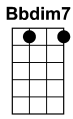
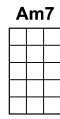


A  
E  
C  
G

0 0 2 3 5 7 0 3 5 1 0 1 3 1 0 1 3 1

# Play A Simple Melody

Berlin, 4-Beat Chords, MAUImadison.com, 2/18/23



01 **Playing sequence: Intro (see p.2), A, B, A+B, C+D**

02

## 03 **Part A**

04 **[G]** Won't you [ ] play a simple

05 **[D7]** melo- [ ] dy

06 [ ] like my [ ] mother sang to

07 **[G]<sup>2</sup>** me **[Bbdim7]<sup>2</sup>** **[Am7]<sup>2</sup>** **[D7]<sup>2</sup>**

08 **[G]** One with [ ] good old-fashioned

09 **[D7]** harmo- [ ] ny

10 [ ] Play some [ ] simple melo-

11 **1st Ending:** **[G]** dy [ ]

12 **2nd Ending:** **[G]** dy **[G7]**

13

## 14 **Part B**

15 **[G]** Musical demons set your [ ] honey a dreamin' won't you

16 **[D7]** play me some rag [ ]...Just change that

17 [ ] classical rag [ ]...to some sweet

18 **[G]<sup>2</sup>** beautiful **[Bbdim7]<sup>2</sup>** drag **[Am7]<sup>2</sup>** **[D7]<sup>2</sup>**...If you will

19 **[G]**...play from a copy of a [ ]...tune that is choppy you'll get

20 **[D7]** all my applause [ ]...and that is

21 [ ] simply because [ ]...I wanna listen to

22 **1st Ending:** **[G]** rag [ ]

23 **2nd Ending:** **[G]** rag **[G7]**

24

## 25 **Part C**

26 **[C]** Play...for **[Bbdim7]** me...some

27 **[G]<sup>2</sup>** good old **[Gb]<sup>1</sup>** fash- **[F]<sup>1</sup>** ioned **[E7]** harmony Won't

28 **[C]** play for me **[D7]**...a simple melo-

29 **[G]<sup>2</sup>** dy-y- **[Gb]<sup>1</sup>** y- **[F]<sup>1</sup>** y- **[E7]** y...Won't you

30 **[C]** play for me **[D7]<sup>SS</sup>**...I wanna listen to

31 **[G]<sup>NS</sup>** ra-ag **[G7]<sup>Resgueado</sup>**

32

## 33 **Part D**

34 **[C]**...Play me a copy of a **[Bbdim7]**...tune that is choppy you'll get

35 **[G]<sup>2</sup>** all of **[Gb]<sup>1</sup>** my **[F]<sup>1</sup>** a- **[E7]** pplause because

36 **[C]**...I wanna listen **[D7]**...I wanna listen to

37 **[G]<sup>2</sup>** ra-a- **[Gb]<sup>1</sup>** a- **[F]<sup>1</sup>** a- **[E7]** ag...Won't you

38 **[C]** play for me **[D7]<sup>SS</sup>**...I wanna listen to

39 **[G]<sup>NS</sup>** ra-ag **[G7]<sup>Resgueado</sup>**

40

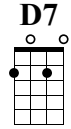
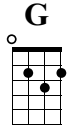
41

42

**See next page for ukulele intro**

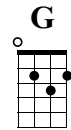
# Intro, Play A Simple Melody

Arranged By Andrew Wilke, MAUImadison.com, 2.18.23



Ukulele 1

Ukulele 2

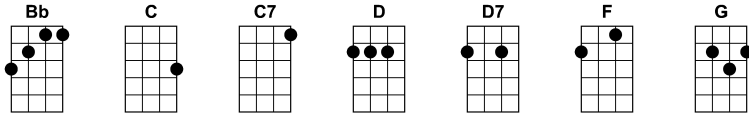


Ukulele 1

Ukulele 2

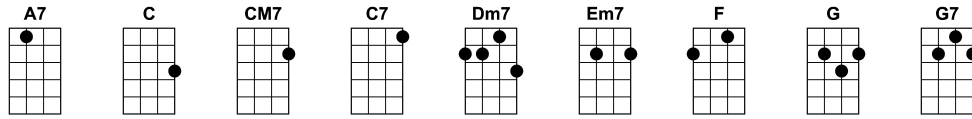
# Put A Little Love In Your Heart

Holiday, Meyers, MAUImadison.com, Aug 27, 2022



01 **[F]** [ ]  
02 [ ] Think of your fellow man [ ] Lend him a helping hand  
03 **[Bb]**...Put a little love in your **[F]** heart  
04 [ ] You see it's getting late [ ]...So please don't hesitate  
05 **[Bb]**...Put a little love in your **[F]** heart...And the  
06  
07 [ ] world...will be a **[C]** better place And the  
08 **[F]** world...will be a **[C]** better place for  
09 [ ] you...and [ ] me...just  
10 [ ] wait...and **[C7]** see-ee  
11  
12 **[F]** Another day goes by [ ]...and still the children cry  
13 **[Bb]**...Put a little love in your **[F]** heart...If  
14 [ ] you want the world to know [ ]...we won't let hatred grow  
15 **[Bb]**...Put a little love in your **[F]** heart...And the  
16  
17 [ ] world...will be a **[C]** better place And the  
18 **[F]** world...will be a **[C]** better place for  
19 [ ] you...and [ ] me...just  
20 [ ] wait...and **[C7]** see-ee **[D7]**  
21  
22 **[G]** Take a good look around [ ]...And if you're feeling down  
23 **[C]**...Put a little love in your **[G]** heart  
24 [ ] I hope that you decide [ ]...kindness will be your guide  
25 **[C]**...Put a little love in your **[G]** heart...And the  
26  
27 [ ] world...will be a **[D]** better place And the  
28 **[G]** world...will be a **[D]** better place for  
29 [ ] you...and [ ] me...just  
30 [ ] wait...and **[D7]** see-ee  
31  
32 **[C]** Put a little love in your **[G]** heart...You'll be OK  
33 **[C]**...Put a little love in your **[G]** heart...In every way  
34 **[C]** Put a little love in your **[G]** heart...Throughout your day  
35 **[C]**...Put a little love in your **[G]** heart...Sing out and play  
36 **[C]** Put a little love in your **[G]** heart...It's here to stay  
37 **[C]**...Put a little love in your **[G]**<sup>ss</sup> heart  
38  
39  
40  
41  
42

# Raindrops Keep Fallin' On... Bacharach, 2-Beat Chords, MAUImadison.com, 10/25/22

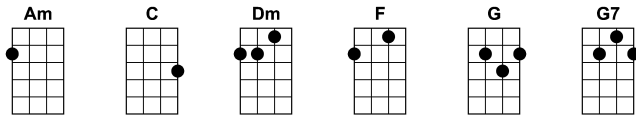


01 [C][G][F][G] [C][G][F][G]  
 02 [C] Raindrops are [ ] fallin' on my [Cmaj7] head [ ] ...and  
 03 [C7] just like the [ ] guy whose feet are [F] too big [ ] for his  
 04 [Em7] bed [A7] Nothin' seems to [Em7] fit [A7] Those  
 05 [Dm7] raindrops are [ ] fallin' on my [ ] head They keep [ ] fallin'  
 06 [F]<sup>ss</sup>...So [G7]<sup>ss</sup> I just  
 07  
 08 [C] did me some [ ] talkin' to the [Cmaj7] sun [ ]...and  
 09 [C7] I said I [ ] didn't like the [F] way he [ ] got things  
 10 [Em7] done [A7] Sleepin' on the [Em7] job [A7] Those  
 11 [Dm7] raindrops are [ ] fallin' on my [ ] head They keep [ ] fallin'  
 12 [F]<sup>ss</sup>...But [G7]<sup>ss</sup> there's one  
 13  
 14 [C] thing [ ] I [G] know [ ]...the  
 15 [Dm7] blues they [ ] send to [G7] meet me [ ] won't de-  
 16 [Em7] feat me [ ]...It [ ] won't be [ ] long 'til  
 17 [A7] happi- [ ] ness steps [Dm7] up to [ ] greet me  
 18 [F][G7]<sup>ss</sup> [F][G7]<sup>ss</sup> *Play both preceding G7 chords 1/2-beat early*  
 19  
 20 [C] Raindrops keep [ ] fallin' on my [Cmaj7] head [ ]...but  
 21 [C7] that doesn't [ ] mean my eyes will [F] soon be [ ] turnin'  
 22 [Em7] red [A7] Crying's not for [Em7] me [A7] 'cause  
 23 [Dm7] I'm never [ ] gonna stop the [ ] rain by com- [ ] plainin'  
 24 [F]<sup>ss</sup>...Be- [G7]<sup>ss</sup> cause I'm [C] free [Cmaj7]  
 25 [Dm7]...Nothing's [G7] worryin'  
 26  
 27 [C] me [ ][G][ ]  
 28 [Dm7][ ][G7][ ]  
 29 [Em7][ ].....It [ ] won't be [ ] long 'til  
 30 [A7] happi- [ ] ness steps [Dm7] up to [ ] greet me  
 31 [F][G7]<sup>ss</sup> [F][G7]<sup>ss</sup> *Play both preceding G7 chords 1/2-beat early*  
 32  
 33 [C] Raindrops keep [ ] fallin' on my [Cmaj7] head [ ]...but  
 34 [C7] that doesn't [ ] mean my eyes will [F] soon be [ ] turnin'  
 35 [Em7] red [A7] Crying's not for [Em7] me [A7] 'cause  
 36 [Dm7] I'm never [ ] gonna stop the [ ] rain by com- [ ] plainin'  
 37 [F]<sup>ss</sup>...Be- [G7]<sup>ss</sup> cause I'm [C] free [Cmaj7]  
 38 *Slowly* [Dm7]...Nothing's [G7] worryin' [ ]<sup>ns</sup> me [Cmaj7]<sup>ss</sup>  
 39  
 40 *Optional ending. Repeat 9 brackets below, whistle, and fade.*  
 41 [C][ ][ ][ ] [F][ ][ ][ ] [ ]  
 42



# Season, The

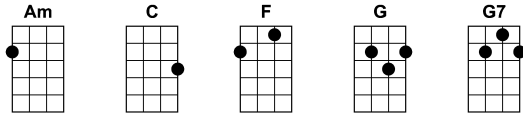
Johnson, 4-Beats, 150 bpm, Straight, 12/2/23



01 **Refrain = [F][G7][C]<sup>2</sup> [F]<sup>2</sup> [C]**...On these  
02  
03 [ ] cold dark winter [F] days spring seems [G7] very far a- [C] way winter  
04 [Am] spells still lying [Dm] heavy on the [G] land [G7]  
05 [C] Packets full of [F] seeds on the [G] counter waiting [Am] patiently for  
06 [Dm] planting time to [G7] come around a- [C]<sup>2</sup> gain [F]<sup>2</sup> [C]...Then the  
07 [F]<sup>2</sup> rain [C]<sup>2</sup> comes [G7] down sinks in- [C] to the waiting [Am] ground  
08 [F] Snow is gone The [G7] season starts a- [C] gain [C7]...There's a  
09 [F] sweetness in the [G7] air Lilacs [C] fragrance every- [F] where and I  
10 [Dm] wish the springtime [G7] days would never [C]<sup>2</sup> end [F]<sup>2</sup> [C] **Refrain**  
11  
12 [ ] Days are growing [F] long Robins [G7] sing their morning [C] song Corn is  
13 [Am] growing tall and [Dm] green out in the [G] fields [G7]  
14 [C] Cone flowers bloom so [F] bright Fireflies [G] glow out in the [Am] yard at night We  
15 [Dm] harvest all the [G7] garden has to [C]<sup>2</sup> yield [F]<sup>2</sup> [C]...Then the  
16 [F]<sup>2</sup> sun [C]<sup>2</sup> shines [G7] down Spreads its [C] warmth across the [Am] ground To-  
17 [F] matoes on the [G7] vine are growing [C] red [C7]  
18 [F] Air is soft and [G7] clean Trees are [C] every shade of [F] green and I  
19 [Dm] wish the summer [G7] days would never [C]<sup>2</sup> end [F]<sup>2</sup> [C] **Refrain**  
20  
21 [ ] Daylight's fading [F] fast Dawn brings [G7] due upon the [C] grass Pumpkins  
22 [Am] start to ripen [Dm] out upon the [G] vine [G7]...The  
23 [C] season nears its [F] end Robins [G] wonder where the [Am] summer went  
24 [Dm] Soon it will be [G7] time for them to [C]<sup>2</sup> fly [F]<sup>2</sup> [C]...Then the  
25 [F]<sup>2</sup> leaves [C]<sup>2</sup> come [G7] down like golden [C] rain upon the [Am] ground  
26 [F] Geese are flying [G7] high up over [C] head [C7]...There's a  
27 [F] crispness in the [G7] air Smell of [C] wood fires every- [F] where and I  
28 [Dm] wish the autumn [G7] days would never [C]<sup>2</sup> end [F]<sup>2</sup> [C] **Refrain**  
29  
30 [ ] Sun is hanging [F] low Greying [G7] clouds will soon bring [C] snow Frost is  
31 [Am] etched upon the [Dm] window in the [G] morn' [G7]  
32 [C] Owls call in the [F] night Trees stand [G] like black lace a- [Am] gainst the sky and  
33 [Dm] icicles will [G7] soon hang o'er the [C]<sup>2</sup> door [F]<sup>2</sup> [C]...And then the  
34 [F]<sup>2</sup> snow [C]<sup>2</sup> comes [G7] down settles [C] softly on the [Am] ground It's  
35 [F] time to rest the [G7] season's at an [C] end [C7]  
36 [F] Air is cold and [G7] clear as we [C] start another [F] year and I'm  
37 [Dm] waiting for the [G7] spring to come a- [E7] gain [ ]...Yes I'm  
38 [Dm] waiting for the [G7] spring to come a- [C]<sup>2</sup> gain [F]<sup>2</sup> [C]  
39 **Refrain ending with [C]<sup>ss</sup>**  
40  
41  
42

# Sweet Sweet Smile

Young, Newton, 4-Beat Brackets, MAUImadison.com, 4/19/23



01 [C][ ][Am][ ] [F][G][C][ ]  
02  
03 [ ]...You're always [ ] in my heart from [Am] early in the mornin' [ ] til it's dark I gotta  
04 [F] see your sweet sweet [G] smile every [C] day [ ]...When I  
05 [ ] wake up in the mornin' and [ ] I see you there I [Am] always whisper a [ ] little prayer I gotta  
06 [F] see your sweet sweet [G] smile every [C] day [ ]...I gotta  
07  
08 [Am] know that you love me [ ]...and that you want me  
09 [ ]...and that you'll always be the- [ ] re I gotta  
10 [F] know [ ]...that you  
11 [G] care [ ]...And I gotta  
12 [Am] feel your arms around me [ ]...and that you need me  
13 [ ]<sup>ss</sup>...and you'll always be the- [ ]<sup>NS</sup> re I gotta  
14 [F] know [ ]...that you  
15 [G] care [G7]  
16  
17 [C] If my time's [ ] bringin' me down [Am] you're the only one that [ ] I want around I gotta  
18 [F] see your sweet sweet [G] smile every [C] day [ ]  
19 [ ]...And if I'm [ ] all strung out [Am] you're the only one who can [ ] straighten me out I gotta  
20 [F] see your sweet sweet [G] smile every [C] day [ ]...I gotta

## Chorus

21  
22  
23  
24 [C][ ][Am][ ] [F][G][C][ ]  
25 [C][ ][Am][ ] [F][G][C][ ]...I gotta

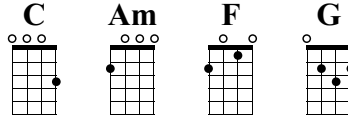
## Chorus

26  
27  
28  
29 [C]...You're always [ ] in my heart from [Am] early in the mornin' [ ] til it's dark I gotta  
30 [F] see your sweet sweet [G] smile every [C] day [ ]...I gotta  
31 [F] see your sweet sweet [G] smile every [C] day [ ]...I gotta  
32 [F] see your sweet sweet [G] smile every [C] day [ ]<sup>1</sup> [G7]<sup>1</sup> [C]<sup>ss</sup>

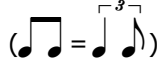
33  
34  
35 **See next page for instrumental break tablature notation**  
36  
37  
38  
39  
40  
41  
42

# Instrumental Break, Sweet Sweet Smile

Arranged By Andrew Wilke, MAUImadison.com, 4.19.23



♩ = 160



A  
E  
C  
G

4/4 C Am

Measures 1-4: C major. Treble clef, 4/4 time. Notes: C4, E4, G4, A4, B4, C5. Bass clef: 0, 3, 0, 3, 3, 3, 0. Measure 5: Am. Treble clef: C4, E4, G4, A4, B4, C5. Bass clef: 2, 0, 0, 0. Measure 6: Am. Treble clef: C4, E4, G4, A4, B4, C5. Bass clef: 0, 0, 0, 1. Measure 7: Am. Treble clef: C4, E4, G4, A4, B4, C5. Bass clef: 0, 0, 0, 1. Measure 8: Am. Treble clef: C4, E4, G4, A4, B4, C5. Bass clef: 0, 0, 0, 1.

4/4 F G C

Measures 9-12: F major. Treble clef, 4/4 time. Notes: C4, E4, F4, G4, A4, B4, C5. Bass clef: 2, 1, 0, 0. Measure 13: G major. Treble clef: C4, E4, G4, A4, B4, C5. Bass clef: 4, 3, 2, 2. Measure 14: C major. Treble clef: C4, E4, G4, A4, B4, C5. Bass clef: 3, 0, 0, 0. Measure 15: C major. Treble clef: C4, E4, G4, A4, B4, C5. Bass clef: 0, 0, 0, 0. Measure 16: C major. Treble clef: C4, E4, G4, A4, B4, C5. Bass clef: 0, 0, 0, 0. Measure 17: C major. Treble clef: C4, E4, G4, A4, B4, C5. Bass clef: 0, 0, 0, 0. Measure 18: C major. Treble clef: C4, E4, G4, A4, B4, C5. Bass clef: 0, 0, 0, 0. Measure 19: C major. Treble clef: C4, E4, G4, A4, B4, C5. Bass clef: 0, 0, 0, 0. Measure 20: C major. Treble clef: C4, E4, G4, A4, B4, C5. Bass clef: 0, 0, 0, 0.

8/4 C Am

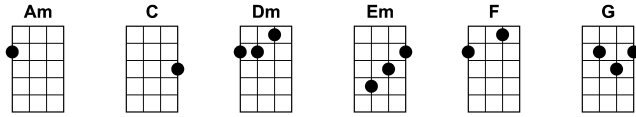
Measures 21-24: C major. Treble clef, 8/4 time. Notes: C4, E4, G4, A4, B4, C5. Bass clef: 0, 3, 3, 0. Measure 25: C major. Treble clef: C4, E4, G4, A4, B4, C5. Bass clef: 3, 3, 3, 0. Measure 26: Am. Treble clef: C4, E4, G4, A4, B4, C5. Bass clef: 2, 0, 0, 0. Measure 27: Am. Treble clef: C4, E4, G4, A4, B4, C5. Bass clef: 0, 0, 0, 0. Measure 28: Am. Treble clef: C4, E4, G4, A4, B4, C5. Bass clef: 0, 0, 0, 1. Measure 29: Am. Treble clef: C4, E4, G4, A4, B4, C5. Bass clef: 0, 0, 0, 1. Measure 30: Am. Treble clef: C4, E4, G4, A4, B4, C5. Bass clef: 0, 0, 0, 1. Measure 31: Am. Treble clef: C4, E4, G4, A4, B4, C5. Bass clef: 0, 0, 0, 1. Measure 32: Am. Treble clef: C4, E4, G4, A4, B4, C5. Bass clef: 0, 0, 0, 1.

12/4 F G C

Measures 33-36: F major. Treble clef, 12/4 time. Notes: C4, E4, F4, G4, A4, B4, C5. Bass clef: 2, 1, 0, 0. Measure 37: G major. Treble clef: C4, E4, G4, A4, B4, C5. Bass clef: 4, 3, 2, 5. Measure 38: C major. Treble clef: C4, E4, G4, A4, B4, C5. Bass clef: (5) 5, 7, 6, 5. Measure 39: C major. Treble clef: C4, E4, G4, A4, B4, C5. Bass clef: 5, 7, 6, 5. Measure 40: C major. Treble clef: C4, E4, G4, A4, B4, C5. Bass clef: 3, 3, 5, 3. Measure 41: C major. Treble clef: C4, E4, G4, A4, B4, C5. Bass clef: 4, 3, 5, 3. Measure 42: C major. Treble clef: C4, E4, G4, A4, B4, C5. Bass clef: 4, 3, 5, 3. Measure 43: C major. Treble clef: C4, E4, G4, A4, B4, C5. Bass clef: 4, 3, 5, 3. Measure 44: C major. Treble clef: C4, E4, G4, A4, B4, C5. Bass clef: 4, 3, 5, 3.

# Swimming To The Other Side

Humphries, 4-Beat Brackets, MAUImadison.com, 4/19/23



01 [F][C] [Dm]<sup>2</sup> [G]<sup>2</sup> [C]...I'm a-  
02  
03 [C] lone and I am [G] searching...for the [Am] answers in my [Em] time  
04 [F] balanced at the brink of [C] wisdom...im- [Dm] patient to receive a si- [G] ign  
05 [C] keeping all my senses [G] open...imper- [Am] fection will be my [Em] crime...I am  
06 [F] humbled and I will [C] listen...while [Dm]<sup>2</sup> swimming to the [G]<sup>2</sup> other si- [C] ide...We are  
07  
08 [C] living 'neath the great big [G] dipper  
09 [Am] washed by the very same [Em] rain  
10 [F] swimming in this stream to- [C] gether...some in  
11 [Dm] power and some in pa- [G] ain  
12 [C] worshiping the ground we [G] walk on...cherished  
13 [Am] beings that we live be- [Em] side...loving  
14 [F] spirits that will live for- [C] ever...all  
15 [Dm]<sup>2</sup> swimming to the [G]<sup>2</sup> other si- [C] ide  
16 [F][C] [Dm]<sup>2</sup> [G]<sup>2</sup> [C]...On a  
17  
18 [C] journey into thoughts and [G] feelings...intu- [Am] ition my head and [Em] heart  
19 [F] gathering the tools to- [C] gether...pre- [Dm] paring to do my pa- [G] art...and  
20 [C] all of those who came be- [G] fore me...to- [Am] gether will be my [Em] guides...giving  
21 [F] loving lessons I will [C] follow...while [Dm]<sup>2</sup> swimming to the [G]<sup>2</sup> other si- [C] ide...We are  
22  
23 [C] living 'neath the great big [G] dipper  
24 [Am] washed by the very same [Em] rain  
25 [F] swimming in this stream to- [C] gether...some in  
26 [Dm] power and some in pa- [G] ain  
27 [C] worshiping the ground we [G] walk on...cherished  
28 [Am] beings that we live be- [Em] side...loving  
29 [F] spirits that will live for- [C] ever...all  
30 [Dm]<sup>2</sup> swimming to the [G]<sup>2</sup> other si- [C] ide  
31 [F][C] [Dm]<sup>2</sup> [G]<sup>2</sup> [C]...On the  
32  
33 [C] other side we'll dis- [G] cover...all the [Am] gifts that were given to [Em] share  
34 [F] ever since life's be- [C] ginning...never [Dm] noticing that they were the- [G] ere  
35 [C] Balanced at the brink of [G] wisdom...never [Am] realizing we've a- [Em] rived...Loving  
36 [F] spirits that will live for- [C] ever...all [Dm]<sup>2</sup> swimming to the [G]<sup>2</sup> other si- [C] ide...We are  
37 [F] spirits that will love to- [C] gether...all [Dm]<sup>2</sup> swimming to the [G]<sup>2</sup> other si- [C] ide  
38  
39 [F][C] [Dm]<sup>2</sup> [G]<sup>2</sup> [C]<sup>SS</sup>  
40  
41 See next page for chord refrain picking and strumming  
42

# Swimming To The Other Side

Arranged By Andrew Wilke, MAUImadison.com, 4.19.23

## Intro/Refrain Fingerpicked

Chord diagrams: F, F, C, C

4/4

3 1 0 3 0 0 1

3 3 0 3 0 0 0

Chord diagrams: Dm, G, C

2

1 2 1 0 3 2 3 2

3 0 0 3 0 0 0

## Intro/Refrain Strummed

Chord diagrams: F, F, C, C

4

3 1 0 3 0 0 0

3 3 0 3 0 0 0

Chord diagrams: Dm, G, C

6

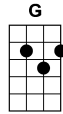
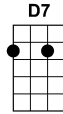
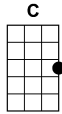

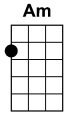
0 1 2 0 2 2 2 2

3 0 0 3 0 0 0

# Time Love Mashup

Wilke, Worel, 4-Beat Brackets, MAUImadison.com, 10/16/23

Based on 2 songs by MAUI member Don Worel: "Time is on my side" and "Love has brought me back"



01  
02  
03  
04  
05  
06  
07  
08  
09  
10  
11  
12  
13  
14  
15  
16  
17  
18  
19  
20  
21  
22  
23  
24  
25  
26  
27  
28  
29  
30  
31  
32  
33  
34  
35  
36  
37  
38  
39  
40  
41  
42

[G][ ]...Love has

[ ] taken me so [Am]...high and so [Am7] lo- [D7] ow...Love has

[ ] taught me things that [C]...I didn't [G] know [ ]...Love has

[ ] made me feel so [Am]...good and so [Am7] blu- [D7] ue...Love has

[ ] brought me back to you [G][ ]<sup>ss</sup>

[ ] Time [ ]...Time was on my [Am] side [ ]...Yes

[C] time [Am7]...helped me rea- [G] lize [ ]...With

[ ] time [ ]...what was old is [Am] new [ ]...And

[C] Love [Am7]...brought me back to [G] you [ ]...Oh

[ ] long ago I [Am]...longed to be [Am7] free- [D7] ee...afraid

[ ] if I stayed I'd [C]...cease bein' [G] me [ ]...Now I

[ ] know that all my [Am]...fears were un- [Am7] tru- [D7] ue...And

[ ] love has brought me back to [G] you [ ]<sup>ss</sup>

[ ] Time [ ]...Time was on my [Am] side [ ]...Yes

[C] time [Am7]...helped me rea- [G] lize [ ]...With

[ ] time [ ]...what was old is [Am] new [ ]...And

[C] Love [Am7]...brought me back to [G] you [ ]<sup>ss</sup>

[ ] Time [ ]...Time was on my [Am] side [ ]...Yes

[C] time [Am7]...helped me rea- [G] lize [ ]...With

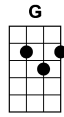
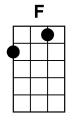
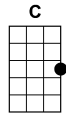
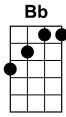
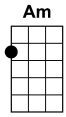
[ ] time [ ]...what was old is [Am] new [ ]...And

[C] Love [Am7]...brought me back to [G] you [ ]...Yes

[C] Love [Am7]...brought me back [G] to you [ ]<sup>ss</sup>

# Try A Little Kindness

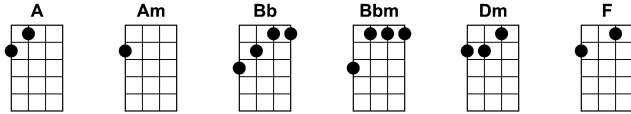
Austin, Sapaugh, Wilke, MAUImadison.com, Version Aug 20, 2022



01 [C][ ]<sup>2</sup> [Bb]<sup>1</sup> [F]<sup>1</sup>  
02 [C][ ]<sup>2</sup> [Bb]<sup>1</sup> [F]<sup>1</sup>  
03 [C][ ]<sup>2</sup> [Bb]<sup>1</sup> [F]<sup>1</sup> If we  
04 [C] see our brother [F] standing by the [C] roa-oad [ ]...with a heavy  
05 [G] loa-oad [F]...without a [C] ho-ome [ ]...And if we  
06 [ ] see our sister [F] falling by the [C] wa-ay [ ]...we'll stop and  
07 [G] sa-ay [F]...is everything o- [C] ka-ay [ ]<sup>ss</sup>...We're going to  
08 [G] try a little [ ] kindness [F] show a little [C] kindness We'll  
09 [F] shine our light on [C] everyone we [G] see-ee [ ]...And when we  
10 [F] try a little [ ] kindness we'll [C] overcome our [Am] blindness See the  
11 [F] broken-hearted [G] people See their [F]<sup>2</sup> open- [G]<sup>2</sup> hearted  
12  
13 [C] drea-eams [ ]<sup>2</sup> [Bb]<sup>1</sup> [F]<sup>1</sup>  
14 [C][ ]<sup>2</sup> [Bb]<sup>1</sup> [F]<sup>1</sup>  
15 [C][ ]<sup>2</sup> [Bb]<sup>1</sup> [F]<sup>1</sup>  
16  
17 [C] If we walk a- [F] round town down and [C] out [ ]...we'll lend a  
18 [G] ha-and [F]...instead of [C] dou-oubt [ ]...The  
19 [ ] kindness that we're [F] showing every- [C] da-ay [ ]...will help some-  
20 [G] o-one [F]...along their [C] wa-ay [ ]<sup>ss</sup>...We're going to  
21 [G] try a little [ ] kindness [F] show a little [C] kindness We'll  
22 [F] shine our light on [C] everyone we [G] see-ee [ ]...And when we  
23 [F] try a little [ ] kindness we'll [C] overcome our [Am] blindness See the  
24 [F] broken-hearted [G] people See their  
25 [F]<sup>2</sup> open- [G]<sup>2</sup> hearted [C]<sup>2</sup> dreams We're [F]<sup>2</sup> going to  
26  
27 [X] try a little [X] kindness [X] show a little [X] kindness We'll  
28 [X] shine our light on [X] everyone we [G] see-ee- [ ] ee And when we  
29 [F] try a little [ ] kindness then we'll [C] overcome our [Am] blindness See the  
30 [F] broken-hearted [G] people See their [F]<sup>2</sup> open- [G]<sup>2</sup> hearted  
31  
32 [C] drea-eams [ ]<sup>2</sup> [Bb]<sup>1</sup> [F]<sup>1</sup>  
33 [C][ ]<sup>2</sup> [Bb]<sup>1</sup> [F]<sup>1</sup>  
34 [C][ ]<sup>2</sup> [Bb]<sup>1</sup> [F]<sup>1</sup> [C]<sup>ss</sup>  
35  
36  
37  
38  
39  
40  
41  
42

# Used To Be Young

Cyrus, 4-Beats, 120 bpm, Straight, 2/28/24

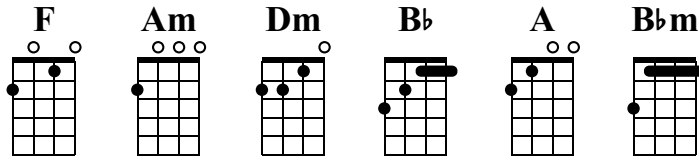


01 [F][ ][Am][ ] [Dm][ ][Bb][ ]...The  
 02  
 03 [F] truth is bulletproof [ ] There's no fooling you [Am] I don't dress the same [ ]  
 04 [Dm] Me and who you say [ ] I was yesterday have [Bb] gone our separate ways [ ]  
 05 [F] Left my living fast [ ] somewhere in the past 'cause [Am] that's for chasing cars [ ]  
 06 [Dm] Turns out open bars [ ] lead to broken hearts and [Bb] going way too far [ ]  
 07  
 08 [F]...I know I [ ] used to be crazy [A]...I know I [ ] used to be fun  
 09 [Dm]...You say I [ ] used to be wild [Bbm]...I say I [ ] used to be young  
 10 [F]..You tell me [ ] time has done changed me [A]..That's fine I've [ ] had a good run  
 11 [Dm]...I know I [ ] used to be crazy [Bbm]<sup>ss</sup>...That's 'cause I [ ]<sup>ns</sup> used to be young [ ]<sup>ns</sup>  
 12  
 13 [F] Take one Pour it out [ ] Not worth crying 'bout [Am] things you can't erase [ ]  
 14 [Dm] Tattoos and regrets [ ] Words I never meant [Bb] Ones that got away [ ]  
 15 [F] Left my living fast [ ] somewhere in the past [Am] Took another road [ ]  
 16 [Dm] Turns out crowded rooms [ ] empty out as soon there's  
 17 [Bb] somewhere else to go [ ]...Oh  
 18  
 19 [F]...I know I [ ] used to be crazy [A]...I know I [ ] used to be fun  
 20 [Dm]...You say I [ ] used to be wild [Bbm]...I say I [ ] used to be young  
 21 [F]..You tell me [ ] time has done changed me [A]..That's fine I've [ ] had a good run  
 22 [Dm]...I know I [ ] used to be crazy [Bbm]...That's 'cause I [ ] used to be young  
 23  
 24 **Oh's throughout next line**  
 25 [F][ ][Am][ ] [Dm][ ][Bb][ ]...Yeah!  
 26  
 27 [F]<sup>ss</sup>...I know I [ ]<sup>ns</sup> used to be crazy [A]<sup>ss</sup>...Mixed up but [ ]<sup>ns</sup> God was it fun  
 28 [Dm]<sup>ss</sup>...You say I [ ]<sup>ns</sup> used to be wild [Bbm]<sup>ss</sup>...that's 'cause I [ ]<sup>ss</sup> used to be young  
 29 [F]...Those reckless [ ] nights were not wasted [A]...I remem- [ ] ber every one  
 30 [Dm]...I know I [ ] used to be crazy [Bbm]...That's 'cause I [ ] used to be young  
 31 [F]..You tell me [ ] time has done changed me [A]..That's fine I've [ ] had a good run  
 32 [Dm]...I know I [ ] used to be crazy [Bbm]<sup>ss</sup>...That's 'cause I [ ]<sup>ns</sup> used to be [ ]<sup>ns</sup> young  
 33  
 34  
 35  
 36  
 37  
 38  
 39  
 40  
 41  
 42



# Used To Be Young

Music & Lyrics by Cyrus, Hein, Kurstin, Pollack  
 Arranged For Ukulele by Andrew Wilke, MAUImadison.com, 2.28.24



♩ = 120

## PICKING INTRO & VERSE

**F** **Am**

4

0 3 0 3 0 1 0 3 0 1 0 1 0 0 0

**Dm** **Bb**

4

0 2 3 2 3 2 1 2 1 2 0 2 0 2 2 2

## PICKING INSTRUMENTAL BREAK

**F** **Am**

8

0 3 1 0 0 3 1 0 1

**Dm** **Bb**

12

2 1 3 0 1 3 0 1 3 0 1 2 1 0

# STRUMMING CHORUS

**F** **A**

16

TAB

**Dm** **Bbm**

20

TAB

# STRUMMING VERSE

**F** **Am**

24

TAB

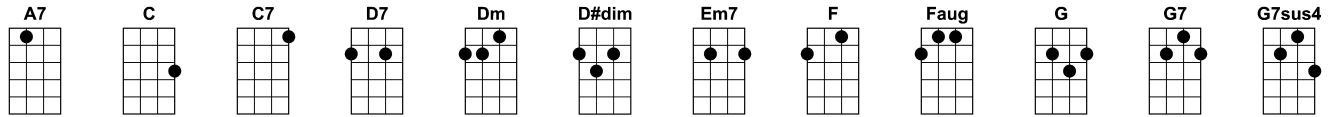
**Dm** **Bb**

28

TAB

# Won't You Be My Neighbor

Rogers, 2-Beat Brackets, MAUImadison.com, 10/13/23



01  
02  
03  
04  
05  
06  
07  
08  
09  
10  
11  
12  
13  
14  
15  
16  
17  
18  
19  
20  
21  
22  
23  
24  
25  
26  
27  
28  
29  
30  
31  
32  
33  
34  
35  
36  
37  
38  
39  
40  
41  
42

**[C][Dm] [G7][C]**...It's a

**[C]** beautiful day in this **[A7]** neighborhood A

**[Dm]** beautiful day for a **[G7]** neighbor

**[Em7]** Would you be **[A7]** mine

**[Dm]** Could you be **[G7]** mine...It's a

**[C]** neighborly day in this **[A7]** beauty-wood A

**[Dm]** neighborly day for a **[G7]** beauty

**[Dm]** Would you be **[G7]** mine

**[G7sus4]** Could you be **[C]** mine

**[C7]**...I have

**[F]** always wanted to **[Faug]** have a neighbor

**[Dm]** just like **[D#dim]** you...I've

**[C]** always wanted to **[F]** live in a neighbor-

**[D7]** hood with **[G7]<sup>ss</sup>** you...So

**[C]<sup>ss</sup>** let's make the most of this **[A7]<sup>ss</sup>** beautiful day

**[Dm]<sup>ss</sup>** Since we're together we **[G7]<sup>ss</sup>** might as well say

**[C]** would you be mine **[Dm]** could you be mine

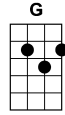
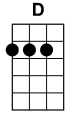
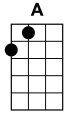
**[G7]** won't you be my **[C]** neighbor

## ***Slower tempo***

**[F]<sup>1</sup>** Won't you **[Em7]<sup>1</sup>** please **[Dm]<sup>1</sup>** Won't you **[A7]<sup>1</sup>** please

**[Dm]<sup>1</sup>** Please won't you **[G]<sup>1</sup>** be **[G7]<sup>1</sup>** my **[C]<sup>ss</sup>** neighbor

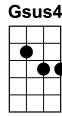
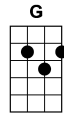
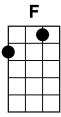
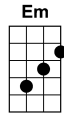
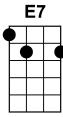
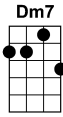
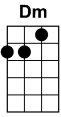
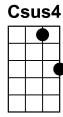
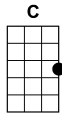
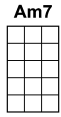
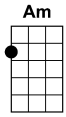
# You're My Best Friend Holyfield, 4-Beats, Swing, 1/1/24



01 **[D]<sup>2</sup> [G]<sup>2</sup> [A] [ ]<sup>2</sup> [G]<sup>2</sup> [D][ ]**...You placed  
 02  
 03 **[ ]** gold...**[A]**...on my **[D]** finger **[ ]**...You brought  
 04 **[G]** love...**[ ]** like I've never **[D]** known **[ ]**...You gave  
 05 **[ ]** life...**[ ]**...to our **[G]** children **[ ]**...And to  
 06 **[D]** me...a **[A]** reason to go **[D]** on **[ ]**...You're my  
 07  
 08 **[ ]** bread...**[ ]<sup>2</sup> [G]<sup>2</sup>** when I'm **[D]** hungry **[ ]**...You're my  
 09 **[A]** shelter **[ ]** from troubled **[D]** winds **[ ]**...You're my  
 10 **[ ]** anchor **[ ]**...in life's **[G]** Ocean **[ ]**...But most of  
 11 **[D]** all **[A]**...you're my best  
 12 **[D]<sup>2</sup>** friend **[G]<sup>2</sup> [A] [ ]<sup>2</sup> [G]<sup>2</sup> [D][ ]**...When I need  
 13  
 14 **[ ]** hope...**[A]**...and inspir- **[D]** ation **[ ]**...You're always  
 15 **[G]** strong...**[ ]** when I'm tired and **[D]** weak **[ ]**...I could  
 16 **[ ]** search **[ ]**...this whole world **[G]** over **[ ]**...You'd still  
 17 **[D]** be every- **[A]** thing that I **[D]** need **[ ]**...You're my  
 18  
 19 **[ ]** bread...**[ ]<sup>2</sup> [G]<sup>2</sup>** when I'm **[D]** hungry **[ ]**...You're my  
 20 **[A]** shelter **[ ]** from troubled **[D]** winds **[ ]**...You're my  
 21 **[ ]** anchor **[ ]**...in life's **[G]** Ocean **[ ]**...But most of  
 22 **[D]** all **[A]**...you're my best  
 23 **[D]<sup>2</sup>** friend **[G]<sup>2</sup> [D]<sup>ss</sup>**...You're my  
 24  
 25 **[ ]** bread...**[ ]<sup>2</sup> [G]<sup>2</sup>** when I'm **[D]** hungry **[ ]**...You're my  
 26 **[A]** shelter **[ ]** from troubled **[D]** winds **[ ]**...You're my  
 27 **[ ]** anchor **[ ]**...in life's **[G]** Ocean **[ ]**...But most of  
 28 **[D]** all **[A]**...you're my best  
 29 **[D]<sup>2</sup>** friend **[G]<sup>2</sup> [A] [ ]<sup>2</sup> [G]<sup>2</sup> [D]<sup>ss</sup>**  
 30  
 31  
 32  
 33  
 34  
 35  
 36  
 37  
 38  
 39  
 40  
 41  
 42

# Your Song

John, 4-Beat Chords, MAUImadison.com, 10/8/22



01 [C][F][G][F]

02

03 [C]...It's a little bit [F] funny [G]...this feeling in- [Em] side

04 [Am]...I'm not one of [Am7] those who can [Am]...easily [F] hide

05 [C]...I don't have much [G] money but [E7]...boy if I [Am] did

06 [C]...I'd buy a big [Dm] house where [F]...we both could [G] live [Gsus4]<sup>2</sup> [G]<sup>2</sup>

07

08 [C]...If I was a [F] sculptor [G]...but then again [Em] no or a

09 [Am]...man who makes [Am7] potions in a [Am]...traveling [F] show

10 [C]...I know it's not [G] much but it's the [E7]...best I can [Am] do

11 [C]...My gift is my [Dm] song ya [F]...and this one's for [C] you [Csus4]<sup>2</sup> [C]<sup>2</sup>

12

13 [G]...And you can tell [Am] everybody [Dm7]...this is your [F] song

14 [G]...It may be [Am] quite simple but [Dm7]...now that it's [F] done

15 [Am]...I hope you don't mind [ ]...I hope you don't mind

16 [ ]...that I put down in [Dm] words [ ]<sup>ss</sup>...How

17 [C]<sup>ss</sup> wonderful [Dm]<sup>ss</sup> life is while [F]<sup>ss</sup> you're in the [G] world [Gsus4]<sup>2</sup> [G]<sup>2</sup>

18

19 [C][F][G][F]

20

21 [C]...I sat on the [F] roof [G]...and kicked off the [Em] moss

22 [Am]...A few of the [Am7] verses well they've [Am]...got me quite [F] cross

23 [C]...But the sun's been [G] quite kind [E7]...while I wrote this [Am] song

24 [C]...It's for people like [Dm] you that [F]...keep it turned [G] on [Gsus4]<sup>2</sup> [G]<sup>2</sup>

25

26 [C]...So excuse me for- [F] getting [G]...but these things I [Em] do

27 [Am]...You see I've for- [Am7] gotten if they're [Am]...green or they're [F] blue

28 [C]...Anyway the [G] thing is [E7]...what I really [Am] mean

29 [C]...Yours are the [Dm] sweetest eyes [F]...I've ever [C] seen [Csus4]<sup>2</sup> [C]<sup>2</sup>

30

31 [G]...And you can tell [Am] everybody [Dm7]...this is your [F] song

32 [G]...It may be [Am] quite simple but [Dm7]...now that it's [F] done

33 [Am]...I hope you don't mind [ ]...I hope you don't mind

34 [ ]...that I put down in [Dm] words [ ]<sup>ss</sup>...How

35 [C]<sup>ss</sup> wonderful [Dm]<sup>ss</sup> life is while [F]<sup>ss</sup> you're in the [G] world [Gsus4]<sup>2</sup> [G]<sup>2</sup>

36

37 [Am]...I hope you don't mind [ ]...I hope you don't mind

38 [ ]...that I put down in [Dm] words [ ]<sup>ss</sup>...How

39 [C]<sup>ss</sup> wonderful [Dm]<sup>ss</sup> life is while [F]<sup>ss</sup> you're in the [C] world

40 [F][G][F][C]<sup>ss</sup>

41

42