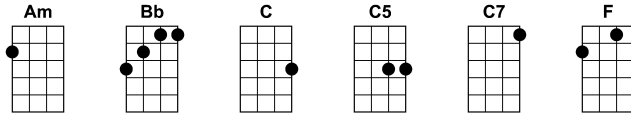


# Hope You're Doin' OK

Wells, 4-Beat Brackets, MAUImadison.com, July 24, 2023



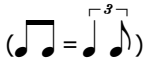
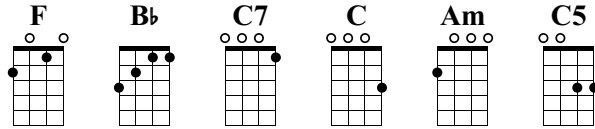
01 [F][Bb] [F][C7]  
02  
03 [F]...I hope you're doin' o- [ ] kay  
04 [Bb]...Hope you're doing all [ ] right  
05 [F]...Doin' what- [ ] ever you want to  
06 [C] do tonight [C]<sup>1</sup> [C7]<sup>1</sup> [Am]<sup>1</sup> [C5]<sup>1</sup>  
07 [F]...Doin' just [ ] fine  
08 [Bb]...all of the [ ] time  
09 [F]...I hope [C] you are doin' o-  
10 [F] kay [C7]  
11  
12 [F]...Takin' it [ ] easy  
13 [Bb]...Takin' it [ ] slow  
14 [F]...Takin' it [ ] with you wherever you  
15 [C] go [C]<sup>1</sup> [C7]<sup>1</sup> [Am]<sup>1</sup> [C5]<sup>1</sup>  
16 [F]...Hope you are [ ] happy  
17 [Bb]...Hope you are [ ] well  
18 [F]...Hope you are [C] pleased with what time will  
19 [F] tell [C]  
20  
21 [F][ ] [Bb][ ] [F][C] [F][C]<sup>1</sup> [C7]<sup>1</sup> [Am]<sup>1</sup> [C5]<sup>1</sup>  
22  
23 [F]...I hope you're doin' o- [ ] kay  
24 [Bb]...Hope you're doing all [ ] right  
25 [F]...Doin' what- [ ] ever you want to  
26 [C] do tonight [C]<sup>1</sup> [C7]<sup>1</sup> [Am]<sup>1</sup> [C5]<sup>1</sup>  
27 [F]...Doin' just [ ] fine  
28 [Bb]...all of the [ ] time  
29 [F]...I hope [C] you are doin' o-  
30 [F] kay [C7]  
31  
32 [F]...I hope you have [ ] joy  
33 [Bb]...Hope you're world is [ ] kind  
34 [F]...Hope you are [ ] lookin' for whatever you  
35 [C] find [C]<sup>1</sup> [C7]<sup>1</sup> [Am]<sup>1</sup> [C5]<sup>1</sup>  
36 [F]...Dreaming of [ ] times  
37 [Bb]...when dreams are a- [ ] ligned  
38 [F]...I hope [C] you are doin' o-  
39 [F] kay [C]<sup>1</sup> [C7]<sup>1</sup> [Am]<sup>1</sup> [C5]<sup>1</sup>  
40 [F]...I hope [C] you are doin' o-  
41 [F]<sup>2</sup> kay [Bb]<sup>2</sup> [F]<sup>1</sup> [C7]<sup>1</sup> [F]<sup>SS</sup>  
42

See next pages for tablature fingerpicking accompaniment and instrumental break.

Above MAUI chord chart available at no cost for personal, non-commercial, and educational use only.

# Hope You're Doin' OK, Ukulele Accompaniment

Song composed by: Kent Wells Accompaniment arranged by: Andrew Wilke MAUImadison.com 7.24.23



INTRO

> means accented note ( ) means de-emphasized note

INTRO

Chords: F, Bb, F, C7

Musical notation for the Intro section, measures 1-4. The notation includes a treble clef, a key signature of one flat, and a 4/4 time signature. The melody is written on a single staff, and the ukulele accompaniment is written on a four-line staff below. Chords F, Bb, F, and C7 are indicated above the staff. The ukulele part includes fingerings (1, 0, 1, 0, 1) and (0) for the first two measures, and (1), (0), and (0) for the last two measures. Accents (>) and de-emphasized notes (circled) are used to indicate phrasing.

VERSES / CHORUSES

VERSES / CHORUSES

Measures 4-7

Chords: F, Bb

Musical notation for the Verses/Chorus section, measures 4-7. The notation includes a treble clef, a key signature of one flat, and a 4/4 time signature. The melody is written on a single staff, and the ukulele accompaniment is written on a four-line staff below. Chords F and Bb are indicated above the staff. The ukulele part includes fingerings (1, 0, 1, 0, 1) and (0) for measure 4, and (1), (0), and (0) for measures 5-7. Accents (>) and de-emphasized notes (circled) are used to indicate phrasing. Handings (H) and slurs are used for triplets in measures 5 and 7.

Measures 8-11

Chords: F, C, C7, Am, C5

Musical notation for the Verses/Chorus section, measures 8-11. The notation includes a treble clef, a key signature of one flat, and a 4/4 time signature. The melody is written on a single staff, and the ukulele accompaniment is written on a four-line staff below. Chords F, C, C7, Am, and C5 are indicated above the staff. The ukulele part includes fingerings (1, 0, 1, 0, 1) and (0) for measure 8, and (0), (0), and (0) for measures 9-11. Accents (>) and de-emphasized notes (circled) are used to indicate phrasing.

Measures 12-15

Chords: F, Bb

Musical notation for the Verses/Chorus section, measures 12-15. The notation includes a treble clef, a key signature of one flat, and a 4/4 time signature. The melody is written on a single staff, and the ukulele accompaniment is written on a four-line staff below. Chords F and Bb are indicated above the staff. The ukulele part includes fingerings (1, 0, 1, 0, 1) and (0) for measure 12, and (1), (0), and (0) for measures 13-15. Accents (>) and de-emphasized notes (circled) are used to indicate phrasing. Handings (H) and slurs are used for triplets in measures 13 and 15.

Measures 16-19

Chords: F, C, F, C7

Musical notation for the Verses/Chorus section, measures 16-19. The notation includes a treble clef, a key signature of one flat, and a 4/4 time signature. The melody is written on a single staff, and the ukulele accompaniment is written on a four-line staff below. Chords F, C, F, and C7 are indicated above the staff. The ukulele part includes fingerings (1, 0, 1, 0, 1) and (0) for measure 16, and (0), (0), and (0) for measures 17-19. Accents (>) and de-emphasized notes (circled) are used to indicate phrasing.

INSTRUMENTAL BREAK

F B $\flat$

20 21 22 23

0 0 3 1 1 (1) 0 2 1 (1) 5 5 3 1 1 (1) 1 3 1

F C F C C7 Am C5 F

24 25 26 27 28

3 0 3 0 3 3 0 3 1 1 0 2 1 3 1 0 0 3 1

OUTRO

F C F C C7 Am C5

29 30 31 32

1 (0) 1 0 1 0 0 3 0 0 0 1 0 (0) 1 0 1 0 0 3 0 2 0 0 0

F C7 F B $\flat$  F C7 F

33 34 35 36 37

1 (0) 1 0 1 0 0 0 1 0 0 0 2 1 1 1 1 1 1 0 1 0 1 0 1 (1) (0) (2)