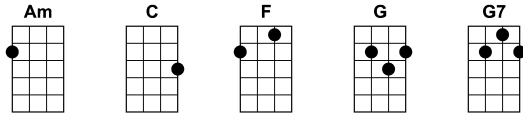


Sweet Sweet Smile

Young, Newton, 4-Beat Brackets, MAUImadison.com, 4/19/23



01 [C][][Am][] [F][G][C][]
02
03 []...You're always [] in my heart from [Am] early in the mornin' [] til it's dark I gotta
04 [F] see your sweet sweet [G] smile every [C] day []...When I
05 [] wake up in the mornin' and [] I see you there I [Am] always whisper a [] little prayer I gotta
06 [F] see your sweet sweet [G] smile every [C] day []...I gotta
07
08 [Am] know that you love me []...and that you want me
09 []...and that you'll always be the- [] re I gotta
10 [F] know []...that you
11 [G] care []...And I gotta
12 [Am] feel your arms around me []...and that you need me
13 []^{ss}...and you'll always be the- []^{NS} re I gotta
14 [F] know []...that you
15 [G] care [G7]
16
17 [C] If my time's [] bringin' me down [Am] you're the only one that [] I want around I gotta
18 [F] see your sweet sweet [G] smile every [C] day []
19 []...And if I'm [] all strung out [Am] you're the only one who can [] straighten me out I gotta
20 [F] see your sweet sweet [G] smile every [C] day []...I gotta

Chorus

21
22
23
24 [C][][Am][] [F][G][C][]
25 [C][][Am][] [F][G][C][]...I gotta

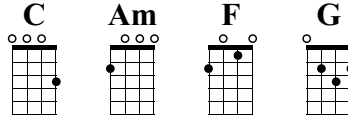
Chorus

26
27
28
29 [C]...You're always [] in my heart from [Am] early in the mornin' [] til it's dark I gotta
30 [F] see your sweet sweet [G] smile every [C] day []...I gotta
31 [F] see your sweet sweet [G] smile every [C] day []...I gotta
32 [F] see your sweet sweet [G] smile every [C] day []¹ [G7]¹ [C]^{ss}

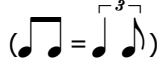
33
34
35 **See next page for instrumental break tablature notation**
36
37
38
39
40
41
42

Instrumental Break, Sweet Sweet Smile

Arranged By Andrew Wilke, MAUImadison.com, 4.19.23



♩ = 160



A
E
C
G

4/4 C Am

Measures 1-4: C chord. Treble clef, 4/4 time. Notes: G4, A4, B4, G4. Fingering: 3 3 0. Measure 5: Am chord. Treble clef, 4/4 time. Notes: G4, A4, B4, G4. Fingering: 0 0 0. Measure 6: Am chord. Treble clef, 4/4 time. Notes: G4, A4, B4, G4. Fingering: 0 0 0 1.

4/4 F G C

Measures 1-4: F chord. Treble clef, 4/4 time. Notes: F4, G4, A4, F4. Fingering: 1 0. Measure 5: G chord. Treble clef, 4/4 time. Notes: G4, A4, B4, G4. Fingering: 3 2 2. Measure 6: C chord. Treble clef, 4/4 time. Notes: C4, D4, E4, C4. Fingering: 3 0 0. Measure 7: C chord. Treble clef, 4/4 time. Notes: C4, D4, E4, C4. Fingering: 0 0 0 0. Measure 8: C chord. Treble clef, 4/4 time. Notes: C4, D4, E4, C4. Fingering: 0 0 0 0.

8/4 C Am

Measures 1-4: C chord. Treble clef, 8/4 time. Notes: G4, A4, B4, G4. Fingering: 3 3 0. Measure 5: C chord. Treble clef, 8/4 time. Notes: G4, A4, B4, G4. Fingering: 3 3 3 0. Measure 6: Am chord. Treble clef, 8/4 time. Notes: G4, A4, B4, G4. Fingering: 0 0 0 0. Measure 7: Am chord. Treble clef, 8/4 time. Notes: G4, A4, B4, G4. Fingering: 0 0 0 1. Measure 8: Am chord. Treble clef, 8/4 time. Notes: G4, A4, B4, G4. Fingering: 0 0 0 1.

12/4 F G C

Measures 1-4: F chord. Treble clef, 12/4 time. Notes: F4, G4, A4, F4. Fingering: 1 0. Measure 5: G chord. Treble clef, 12/4 time. Notes: G4, A4, B4, G4. Fingering: 3 2 5. Measure 6: C chord. Treble clef, 12/4 time. Notes: G4, A4, B4, G4. Fingering: (5) 5 7 6 5. Measure 7: C chord. Treble clef, 12/4 time. Notes: G4, A4, B4, G4. Fingering: 5 7 6 5. Measure 8: C chord. Treble clef, 12/4 time. Notes: G4, A4, B4, G4. Fingering: 3 3 5 3. Measure 9: C chord. Treble clef, 12/4 time. Notes: G4, A4, B4, G4. Fingering: 3 3 5 3. Measure 10: C chord. Treble clef, 12/4 time. Notes: G4, A4, B4, G4. Fingering: 3 3 5 3. Measure 11: C chord. Treble clef, 12/4 time. Notes: G4, A4, B4, G4. Fingering: 3 3 5 3. Measure 12: C chord. Treble clef, 12/4 time. Notes: G4, A4, B4, G4. Fingering: 3 3 5 3.